

# How to Inspect Flash Rust Training Manual

National Shipbuilding Research Program

Status report June 18 2008

Presented by Lydia Frenzel, Ph.D.

Primary Shipyard Partner- Todd Pacific, Pete Judt

# Todd Pacific

## Brush Wipe Procedure

- Standard cloth is cheesecloth. It is available in every store. Or standard cloth is the type of cloth in these table clothes.
- Use a standard brush.
- Define the amount of pressure (use Judt's definition).
  - Brush as if painting a door- lightly down
- Define the amount of contact.
  - 2 inches (5 cm)

# Light Flash Rust



# Wrap Cloth around Brush



# Brush as if painting a door



The result- little to no color on cloth.



# Cloth test from Heavy Flash Rust



# Brush Wiping on Light Flash Rust



Light Flash  
After overnight



# Swatch Wipe Brush

2008-06-09 Light



2008-06-11



# Swatch and Brush Comparison



# Brush

Light

Moderate

Heavy



# Overspray



# Overspray



# After Overspray and Misting



After Overspray,  
after wetting 2  
hours, after  
overnight



# Before Power Wash- Moderate Swatch      Brush



# Pressure Washing



# Pressure Wash to remove Dust



# Pressure Wash Drying



# Brush Test on Pressure Wash



# Brush after Pressure wash No Dust



# Light Moderate Heavy



# Heavy Swatch Brush Wipe



# Moderate Flash













SP3 June 2008 Flash Rust Inspection

Panel ID 003 small streak

6/9/2008  
12:30

6-9-2008  
12:30  
003  
small streak  
moderate

1st	
2nd	
3rd	
4th	
5th	
6th	
7th	
8th	
9th	
10th	

SP3 June 2008 Flash Rust Inspection

Panel ID 003

6/9/2008

12:36

larger streak

1st	
2nd	
3rd	
4th	
5th	
6th	
7th	
8th	
9th	
10th	


003 6-9-2008 12:36  
larger streak  
heave

# Pressure Wash





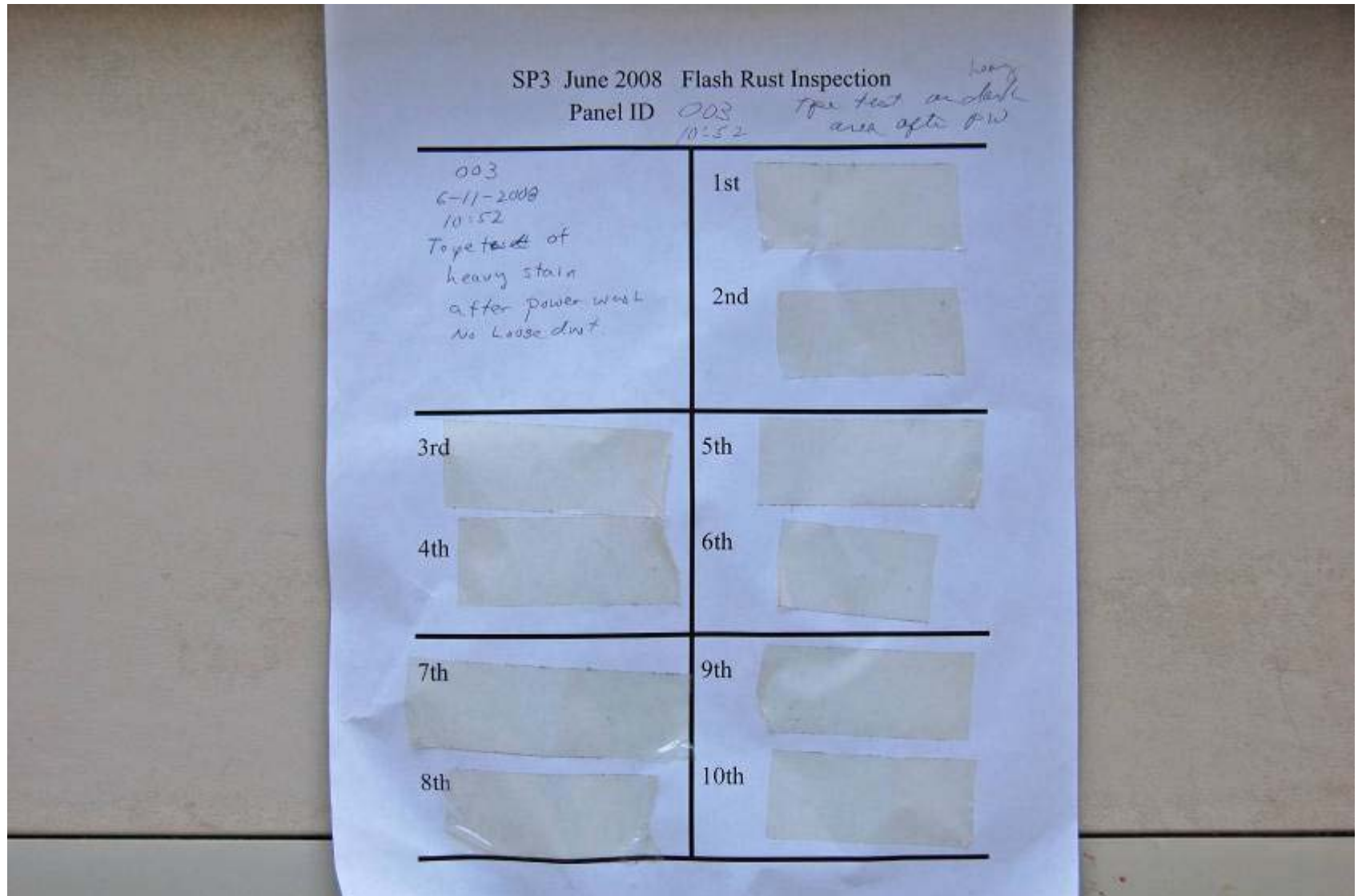
# Before and After Power Rinse



hand  
wife

brush

# Tape Test after Power Rinse



# Grade C Steel



# UHP WJ Light Flash Rust



WAB on Right, Wetted the Left  
Artificially slowed the drying  
process



12 minutes



29 minutes



# 39 min



- Brush Test at 45 minutes



# Tape Test



# Rewet Surface, let dry

- Next Day




# Rewet Again

- 6 hours later







4:00  
CEFCO  
revised list (2 items)  
06-12-2008

4:20  
done  
06-12-2008  
CEFCO

# WAB “Star Blast” Properly Handled Rinse off Abrasive Second Day

